

## Enhanced Fingerprint Matching By Distortion Removal

A.Naga Malleshwar Rao<sup>1</sup>, Mrs.Ashwithareddy<sup>2</sup>, Mrs.Ashwithareddy<sup>3</sup>  
<sup>1,2,3</sup> Computer Science Engineering Department, Sree Dattha Institute of Engineering & Science

**ABSTRACT:** Unique mark acknowledgment is an all around examined issue, and there are a few profoundly precise frameworks economically accessible. On the other hand, this biometric innovation still experiences issues with the treatment of awful quality prints. Late research has started to handle the issues of low quality information. This paper takes another way to deal with one issue assailing fingerprints — that of contortion. Past endeavors have been made to guarantee that procured prints are not contorted, but rather the novel methodology introduced here amends bends in fingerprints that have as of now been gained. This rectification is a totally programmed and unsupervised operation. The contortions displaying and amendment are clarified, and results are introduced exhibiting huge upgrades in coordinating exactness through the use of the procedure.

**Keywords:** profoundly, fingerprints, endeavors, exactness

### I. INTRODUCTION

Fingerprints have long been utilized for the distinguishing proof of people for legitimate purposes. In an inexorably electronic culture, programmed unique finger impression acknowledgment has gotten to be imperative as an exceptionally precise technique for ID of people for a scope of business and also respectful government purposes. Unique finger impression acknowledgment frameworks have been created for a long time, and perform extremely well in perfect circumstances, however issues stay with taking care of remarkable cases — specifically, low quality prints. Since a verification framework is as frail as its weakest connection, it is attractive to handle all prints no matter what preparing through some other innovation. Much can be accomplished by controlling the securing of the prints, however in a few circumstances this is outlandish, or deficient, and poor prints must be taken care of. This paper manages the procedure of expelling twisting from fingerprints to accomplish the best match quality. The framework can uproot mutilation in prints gained as moved or touched prints, filtered live or from ink on paper.

[1]Minutia-based unique mark coordinating. An extensive variety of unique mark coordinating calculations exist, utilizing various diverse systems. The lion's share take after the since quite a while ago settled measurable techniques of minutia-coordinating. Minutia coordinating acknowledgment calculations look to discover repeats of examples of particulars. Details are connected with adjacent geometric or topological components and a minutia from one print matches one in another print if the related elements are adequately comparable. On the off chance that the particulars of two fingers - prints match all around ok then the prints are regarded to be from the same finger.

Unique mark pictures are typically spotless and high-appear differently in relation to unmistakable components; under great conditions matches can be made with high precision. Be that as it may, various impacts add to the weakening of the match made between prints from the same finger. These impacts incorporate the accompanying: mutilation because of versatile distortion of the finger; cuts and scraped areas on the finger; soil, oil or dampness on the finger or scanner; fractional imaging of the fingertip; prints imaged with distinctive revolutions. Different procedures exist to make up for these issues, yet this paper will focus on adjusting for versatile bending of the finger surface.

This issue emerges due to the inalienable adaptability of the fingertips. Some versatile contortion will essentially come about as the skin of the finger is not a ruled surface. Thusly, squeezing or moving it against a level surface instigates contortions which change starting with one impression then onto the next. Such contortions result in relative interpretations of elements when contrasting one print and another. In amazing cases, critical bends can be instigated by applying a parallel power or torque while the finger is connected to the sensor or paper. A planar power will tend to pack or extend the print, while a torque will affect relative revolutions in the elements.

There are two outcomes of poor coordinating because of versatile misshapening, contingent upon the arrangement situation of the unique finger impression acknowledgment framework. In a helpful situation, where clients wish to be distinguished, for example, physical or electronic access control, critical bending will re-duce the coordinating score and keep the client from being perceived. Inability to handle bending will make the system baffling for the pointlessly dismisses clients, or require its operation with such a high false acknowledge rate that security is bargained. Be that as it may, as clients get to be utilized to the framework, they will learn (or

get to be adapted) to minimize the mutilation powers at catch time and the issue ought to decrease. Utilizing a new scanner or catch arrangement may well nullify this gained experience.

More genuine is the impact on a non-helpful distinguishing proof framework, for example, in driving permit, voter enlistment or welfare circumstances. Here malignant clients may attempt to abstain from being perceived by the framework (for occurrence when applying for a brief moment drivers permit under a false name). Here the client might purposely attempt to misshape the unique mark to keep a match against their current record. For this situation, mutilation is at risk to be a noteworthy issue and the client may have each motivator to make it as serious as would be prudent.

### **1.1 Methods for taking care of contortion**

Until now, two methodologies have been taken to deal with the issues of mutilation in fingerprints. The most straightforward is a blend of physical outline and administrator preparing. Via painstakingly outlining the unique mark catch setting, for in-position by directing the finger to the catch surface with moldings around the scanner, the powers created amid catch can be compelled, particularly those delivered unintentionally. Of the expansion of unique mark scanners now economically accessible, numerous have little catch zones and physical aides which join to confine the contortion delivered by agreeable clients.

As specified some time recently, as agreeable clients are rejected by the framework they will learn (or can be prepared) that minimizing mutilation powers will offer them some assistance with being perceived. Professional viding visual input of the present picture helps clients to see when prints are poor and hence helps this learning. In the non-helpful circumstance, such pictures may even be counterproductive. In this circumstance however, the catch can be managed by a prepared individual who can watch the obtaining procedure and the subsequent information, to guarantee that an undistorted print is gained. On the other hand, bends are not clear either in the conduct of the individual giving the print, or in the resultant information. Cops in charge of fingerprinting suspects get extraordinary preparing in finger - printing to empower them to make clean moved ink prints with negligible contortion, even from non-helpful subjects.

Different strategies to lessen unique finger impression bending have as of late been proposed by Rather et al. [1], [2]. The main is to quantify the strengths and torques on the scanner specifically and counteract catch when over the top power is connected. Normally this requires specific equipment to gauge the powers at catch time. The second strategy measures mutilation in a video grouping of unique mark pictures acquired as a finger is displayed to the scanner. At the point when extreme mutilation is seen, the print can be dismisses and another print asked. Here again there is an equipment prerequisite as processor force, subsequent to the live video encourage from the scanner should be handled to gauge the contortion at the season of catch if mutilated prints are to be dismisses when there is still a chance to catch another print. Both systems can be utilized to pick the minimum mutilated print from a catch grouping, however there are other criteria influencing the ideal decision of print, including picture quality and territory. These techniques have the restriction that once a print is gained, there is no hope about bends in the information. Vast legacy databases are being used, containing misshaped prints which can't profit by these systems. None of the methods stays away from contortion totally. Every technique just tries to keep the acknowledgment of the most twisted information. To adapt to the lingering mutilation mistake present in any unique mark to some degree, finger impression matchers have been intended to take into account blunders in the area and edge of details.

## **II. DISTORTION MAPPING**

We portray here a novel way to deal with the issue of mutilation—expelling twisting from already caught fingerprints. The framework we depict her endeavors to remake a standard form of the unique finger impression without twisting. The essential presumption hidden this procedure is that the edges in a unique mark are always dispersed, and that deviations from consistent dividing demonstrate contortions presented by versatile distortion of the finger surface. Enforcing so as to twist is evacuated this limitation—mapping the unique mark picture into one in which the presumption is valid. Obviously the suspicion is not as a matter of course valid for the surfaces of genuine fingers, and is more averse to be valid for fingerprints. Undoubtedly we would present that there is no "genuine" unique mark subsequent to this planar element must be created by a poorly characterized versatile disfigurement of a period changing three dimensional surface. In any case, edges and their pictures are generally consistently divided, and the system can work notwithstanding when the suspicion is off base, since it plans to reliably outline unique mark picture into a sanctioned representation. The authoritative representation can be in any space in which we speak to fingerprints, for example, the first dark scale picture, edge areas or minutia organizes. The standard representation is not as a matter of course reality, but rather the goal is that all prints from the same finger would be changed to look like intently the authoritative representation, making examination straightforward. Further, subsequent to the accepted representation is in the same structure as an ordinary unique mark representation, the match can proceed on the changed information with no exceptional calculation. Since there is no misfortune in discriminative data by applying the change (e.g.

the space of particular representations after use of the calculation is as expansive as the space with no twisting (evacuation) there is no misfortune in exactness, as would be confirmed in The baud's strategy which works by upholding similitude on two prints. The calculation could be connected to expel contortion from the first picture, or it could be utilized to decipher and turn the details.

The twisting estimation calculation works as takes after: Estimate the between edge separation at numerous focuses over the unique mark. Gauge the worldwide normal edge separating for the unique mark. Develop a representation of neighborhood expansions speaking to deviations from uniform edge separating.

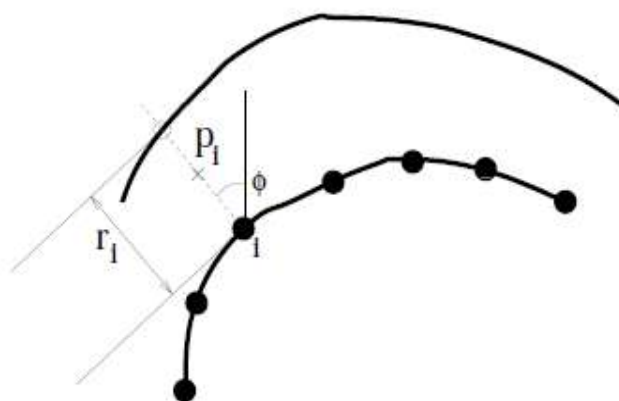


Fig. 1 Two ridges of an enlarged fingerprint,

Ridge twisting model -The twisting is demonstrated independently in, and/headings. All over on the print pivot parallel relative enlargements of the unique finger impression are evaluated. It contains these assessments, termed Dilation Maps, with qualities  $K$  and for expansion,  $L$  &for constriction. For estimation purposes, these are put away as exhibits, sub-tested as for the first unique mark determination. The assessment and is added to by every one of the evaluations of the neighborhood edge width which fall adjacent, and indicates the nearby enlargement with respect to the expected "genuine" edge detachment.

The previous two-dimensional models were found to perform better on the bigger, less-misshaped moved prints, and the one-dimensional models were found to perform better on misshaped spotted prints. These amassed expansion appraisals are spatially smoothed, and default to one if no edge gauge data is accessible. On a decent quality print appraisals are accessible all around aside from at the edges of the print where the data is not utilized. Be that as it may, on a low quality print, where the edge sections are short, or no edges are removed by the edge discovering calculation, no edge partition assessments are accessible, and the contortion appraisal accept its earlier estimation of one, leaving the incomprehensible zones of the print unaltered.

Presently at each point on the print, we have an evaluation of the nearby enlargement of the print. Figure 2 demonstrates the twists evaluated naturally in a bended unique finger impression. The evaluated expansions can outwardly be seen to relate to the adjustment in edge dispersing over the unique mark. Be that as it may, since we know the structure of the widening, we can endeavor to right it, restoring the unique mark to a sanctioned, 'twisting free' print. (As expressed some time recently, this authoritative print is not as a matter of course the twisting free ground truth, but rather is the print with consistent edge width).




Fig. 2 A fingerprint distorted by a lateral force. (

### III. BENDING REDRESS

Given the bending maps produced in the past area, the mutilation can be upset through an Inverse Distortion Transform portrayed beneath. Any unique finger impression representation can be created twisting free. For the matcher utilized here, it suffices to apply the Inverse Distortion Transform to the details areas and edges. To create the twisting free print appeared in figure 3, the Inverse Distortion Transform has been connected to the control purposes of the edge splines. The Inverse Distortion Transform could likewise be connected to the first unique mark picture and any standard unique finger impression handling connected to that picture to bring about any measurable representation of the contortion free print.

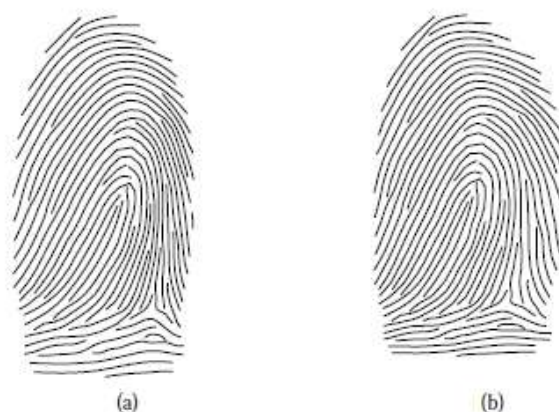


Fig. 3 The distorted fingerprint of Figure 2 with ridges represented as splines.

The Inverse Distortion Transform is a mapping of focuses in the first picture to focuses in the 'mutilation free' space. This is basically ascertained as the necessary of the reciprocals of the enlargement guide figured some time recently.

### IV. COMPUTATIONAL MANY-SIDED QUALITY

The extra time required for mutilation evacuation on a 700 MHz Pentium III processor is around 0.9s for a spotted print, 1.5s for a moved print (both at 500dpi). The greater part of this time is expended in fitting the splines and assessing the edge detachments, with the making of the twisting guide and the bending evacuation being generally quick operations. The time taken to prepare a unique mark is in this way generally corresponding to the quantity of aggregate length of edges in the print and thus generally relative to the print zone. The present framework has not been streamlined for execution; upgrades could be made at all stages remarkably in fitting the splines (or rather working straightforwardly on pixel chain representations of the edges) and enhancing the quantity of edge division appraisals made. As of now around 5000 evaluations are made for an ordinary touched print, 6–9000 for moved prints.

### V. COORDINATING RESULTS

In this segment we present results for coordinating of fingerprints with and without contortion adjustment. The matcher utilized is gotten from that said in Rather et al. [3] which gives a similitude score from 0 to 100 for sets of prints. The trial utilizes the picture handling portrayed as a part of [3], which concentrates edges and particulars. The particulars from two fingerprints are gone to the matcher bringing about a score. In the twisting evacuation case, subsequent to ascertaining the contortion maps. The particulars areas and edges are changed with the reverse mutilation change. The changed information are additionally gone to the matcher to give a score. To survey the effect of the contortion evacuation on re cognizance, we ascertain the scores for coordinating sets of prints with and without bending evacuation. The information utilized here comprises of six arrangements of pictures, with every set containing five prints taken from a solitary finger. Every one of the fingerprints are purposely bended by applying a sidelong constrain as the finger interacts with the (glass) scanner surface. The contortions are all distinctive. All pair-wise matches are made inside of every set.

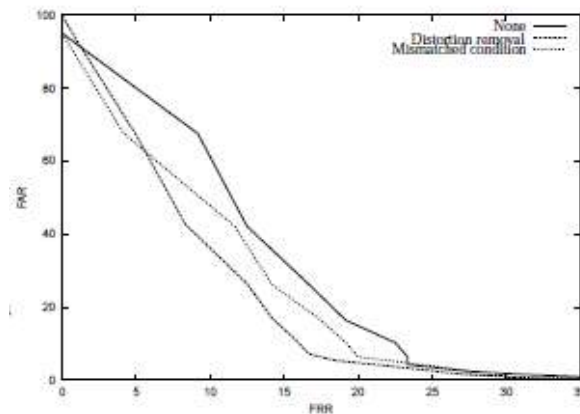


Fig. 4 The Receiver-operating curve for the distorted fingerprint set,

To show that execution is not hurt when connected to undistorted prints, bending evacuation was additionally did on every one of the sets of prints from the NIST-4 database. These are ink moved prints gathered professionally, with just a little measure of bending.

The reality of the matter is that the components as interpreted by the mutilation evacuation procedure are no more the crude particulars removed by the first minutia extraction calculation all alone and thusly can be viewed as a calculation particular representation. They could accordingly be considered not perfect with general society segments of right now proposed normal particulars trade positions [7],[8, Annex C]. Then again it could be contended that mutilation evacuation is basically a further preprocessing step meaning to land at the "genuine" particulars areas, however as we have pointed out before these are poorly characterized and matching so as to judge exactness, the revised details could be regarded more right. Besides, that there is no punishment (with this matcher) for displaying 'twisting free' particulars and coordinating against the "crude" details, as would happen if a bending free format were put away in a minutia trade layout, or if this calculation were constantly connected when coordinating against prints from such formats. No punishment is acquired in the confuse condition, and a noteworthy increase is made in the match d condition when the prints are twisted. Indeed, even in a framework requiring the first particulars areas to be put away in a typical trade arrange, the advantages of the framework can be harvested in various ways. The 'twisting free' details or adequate data to infer them could be put away in a 'private', seller particular bit of the format.

## VI. CONCLUSIONS AND FURTHER WORK

In this work we have proposed another worldview for taking care of bending in fingerprints. Past strategies for managing bending have tried to keep misshaped fingerprints from being caught or coordinated, or have took into account contortion by expanding resilience's which diminish the matcher precision. Interestingly, we have composed a system which can really diminish contortion in beforehand caught fingerprints, in a programmed, unsupervised way, by misusing a sensible supposition about the undistorted unique mark. The technique has been exhibited to enhance coordinating scores altogether, with resulting change in exactness. Two models have been utilized. The one-dimensional model seems to function admirably on severely misshaped prints, however these are not took care of well by the two-dimensional model, because of absence of requirements. On just delicately bended prints, the two-dimensional model performs better. Future work will look at the execution of the two routines with the measure of bending watched.

## REFERENCES

- [1]. N. K. Rather and R. M. Bolle, "Effect of controlled acquisition on fingerprint matching", in Proceedings of the International Conference on Pattern Recognition, 1998, vol. II, pp. 1659–1661.
- [2]. Chitra Dorai, Nalini Rather, and Ruud Bolle, "Detecting dynamic behavior in compressed fingerprint videos: Distortion", in Proceedings of Computer Vision and Pattern Recognition, June 2000, pp. 320–326.
- [3]. N. K. Rather, K. Karu, S. Chen, and A. K. Jain, "A real-time matching system for large fingerprint databases", IEEE Transactions on Pattern Analysis and Machine Intelligence, vol. 18, no. 8, pp. 799–813, August 1996.
- [4]. R.S. Germain, A. Califano, and S. Colville, "Fingerprint matching using transformation parameter clustering", IEEE Computational Science and Engineering, vol. 4, no. 4, pp. 42–49, Oct-Dec 1997.

- [5]. Z.M. Kovács-Vajna, “A fingerprint verification system based on triangular matching and dynamic time warping”, *IEEE Transactions on Pattern Analysis and Machine Intelligence*, vol. 22, no. 11, pp. 1266– 1276, November 2000.
- [6]. Lawrence R. The baud, “Systems and methods with identity verification by comparison and interpretation of skin patterns such as fingerprints”,
- [7]. US Patent 5,909,501, June 1999.
- [8]. R.M. Bolle, N.K. Rather, A. Senior, and S. Pankanti, “Minutia template exchange format”, in *IEEE Workshop on Automatic Identification Advanced Technologies*. October 1999, pp. 74–77, IEEE.
- [9]. American Association of Motor Vehicles, AAMVA Nation